



Catholic  
Education  
Tasmania

Student Focused  
Christ Centred  
Learning for Life

The following resource has been  
created for attendees of the  
Teaching Matters Summit.

---

*Please do not distribute this resource without prior permission from Catholic Education Tasmania*



# TRICK OR TREAT?



WHAT “TRICKY WORDS” TELL US  
ABOUT THE WHOLE SYSTEM

Lyn Stone

## WHAT I DO

Each activity feeds into the others.




# OUR TEN WORDS

definitely  
done  
necessary  
two

said  
our  
what

friend  
their  
one





## Kindergarten Sight Words By Month



### September

the to  
and a  
I you  
it in  
said for  
up look  
is red

### October

go we  
little down  
can see  
not one  
my me  
big come  
where orange

### November

jump away  
here help  
make two  
play run  
find three  
funny he  
was yellow

### December

that she  
on they  
but at  
with all  
there out  
be have  
am green

### January

do did  
what so  
get like  
this will  
yes went  
are now  
no blue

### February

came ride  
into good  
want too  
pretty four  
saw well  
ran eat  
who purple

### March

new must  
soon our  
ate say  
under please  
of his  
had him  
her pink

### April

some as  
then could  
when were  
them ask  
an over  
just from  
black white

### May

any how  
know put  
take every  
old by  
after think  
let going  
walk brown

# OUR TEN WORDS ORGANISED

what  
our  
said  
done  
their

one  
two  
friend

necessary  
definitely



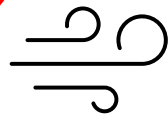
what  
our  
said  
done  
their

- High frequency words
- Very tempting to teach as wholes
- Often separated from their kin in word lists.
- Take a moment.
- Think about their simplest forms.
- Think about their families.

~~wot~~



what



whip, whisper, whisk,  
whistle, whack, whoosh

- **Question words:**
- who? when?  
where? which?  
why? whether?
- **The W-Effect:**
- was, wash, want,  
wand, squash



~~yu, yoo, u~~



you

- Start with 'you'
- you + r → your
- you + r + s → yours
- your - y → our
- our + s → ours

sed



say

- Start with say
- group with pay and lay
- start easy: pay + ed → paid
- we do: lay + ed → laid
- you do: say + ed → said
- what do you notice?
- what's the explanation?

dun



do

- Start with do
- group with go
- start easy: go → goes
- we do: do → does
- we do: go → gone
- you do: do → done
  
- what do you notice?
- what's the explanation?

~~there, they're, ther~~



they

- Start with they
- cover <y> to <i>
- they + r (remember 'you'?) → their
- avoid there and they're in this lesson!

one  
two  
friend

- High frequency words
- Very tempting to teach as wholes
- Take a moment.
- Think about their kinships.
- Tell the story once or twice.
- Practise frequently.

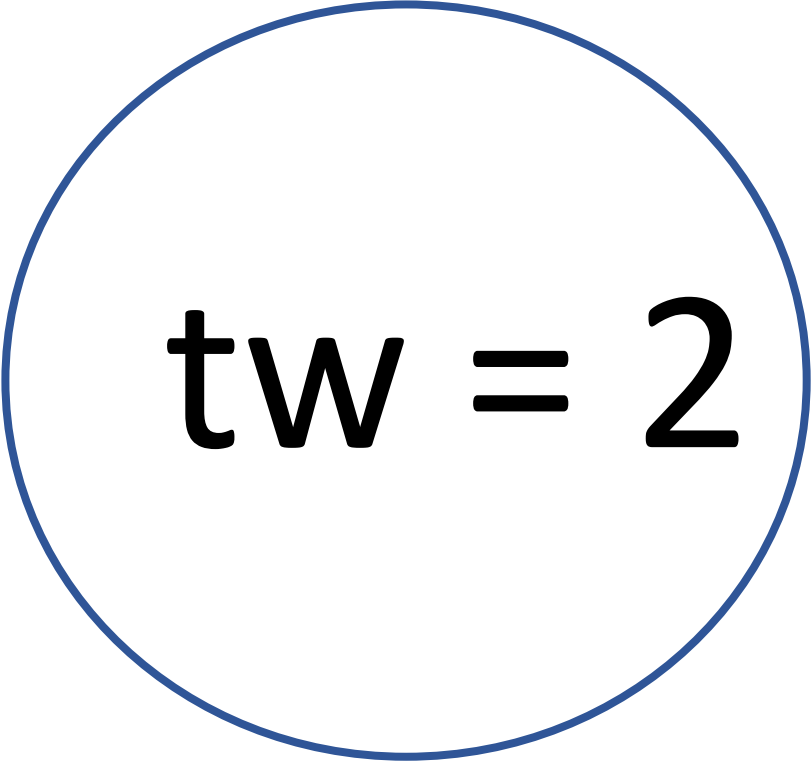
~~WUN~~, ~~WUNS~~

on = 1

- Kinships:
- all + one → alone
- lone
- lonely
- on + ly → only
- even onion




~~to~~, ~~too~~



tw = 2

- English is rare in making the <w> silent:
- Dutch 'twee'
- German 'zwei'
- Polish 'dwa'
- Kinships:
  - twins
  - twice
  - twelve
  - twenty
  - twist

frend

fri = 

- Odin's wife, goddess of married love: Frigg, Frigga, Freya
- Frigga's day: Friday
- That's the story, tell it once or twice.
- Teach all the days of the week.
- Practise often.



A large green circle with a thin border, containing the words "necessary" and "definitely" stacked vertically in a black sans-serif font.

necessary  
definitely

- Misspelled even by adults
- Perfect examples of morphology

?

ne + cess + ary

- ne- = 'not':
- never
- negative
- cess- = 'go away'
- cessation
- cease
- -ary = adjective
- primary
- secondary

~~defiantly, definately~~

fine: 'end'

- de + fine → define
- fine + ish → finish
- fine + al → final
- fine + ite → finite
- in + fine + ite → infinite
- de + fine + ite → definite
- de + fine + ite + ly → definitely

# SO INSTEAD OF 10 WORDS...

